





MOW1 - MOW2

MINI MOWER RASAERBA IDRAULICO








MINI MOWER

MINI MOWER OMEF-GROUP® lightweight and compact machine, its clears up weeds effectively and in a short time even in limited spaces. Designed to be applied on mini-excavators with operating weight from 1 t to 3 t.

RASAERBA IDRAULICO

RASAERBA OMEF-GROUP® macchina leggera e dalle dimensioni contenute, elimina efficacemente ed in breve tempo le **erbe infestanti anche in condizioni di manovra ridotte**. Studiata per essere applicata su mini-escavatori con peso operativo da 1 t a 3 t.

TECHNICAL INFORMATION / CARATTERISTICHE TECNICHE

MODELLO MODEL	 tons	SUPERFICIE DI TAGLIO CUT WIDTH cm/inch	 kg/lbs		VALVOLA VALVE (OPTIONAL)	 l/min - gpm	 bar/psi (min-max)	N° FILI N° WIRES
MOW1	1-2,5	48 19	47 104	A ingranaggi Gear motor	Auto drenante Auto drain valve	25-35 7-9	150-200 2175-2900	24
MOW2	2-3	62 24	50 110	A ingranaggi Gear motor	Auto drenante Auto drain valve	35-45 9-12	150-200 2175-2900	24